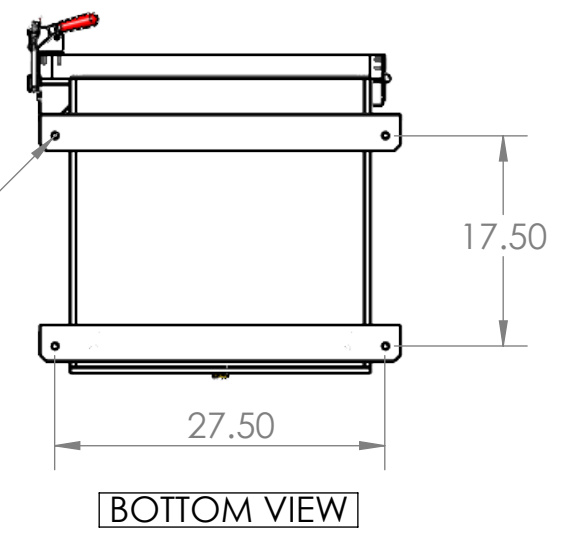
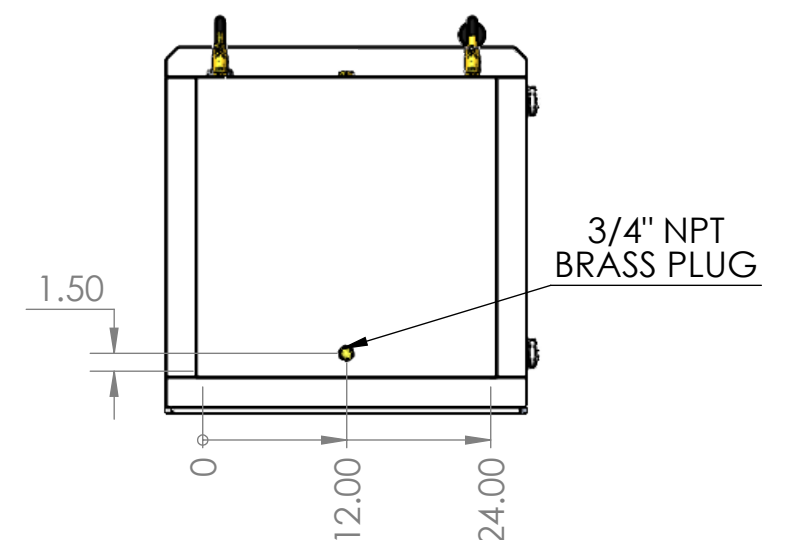
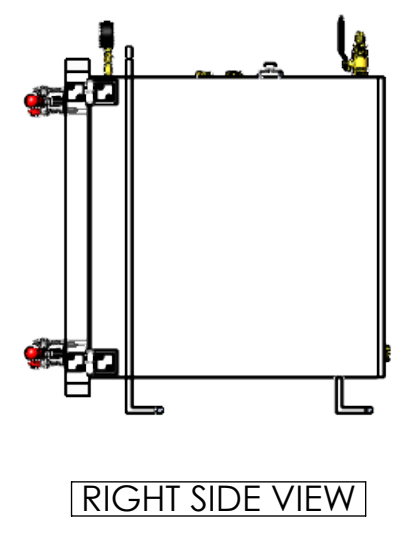
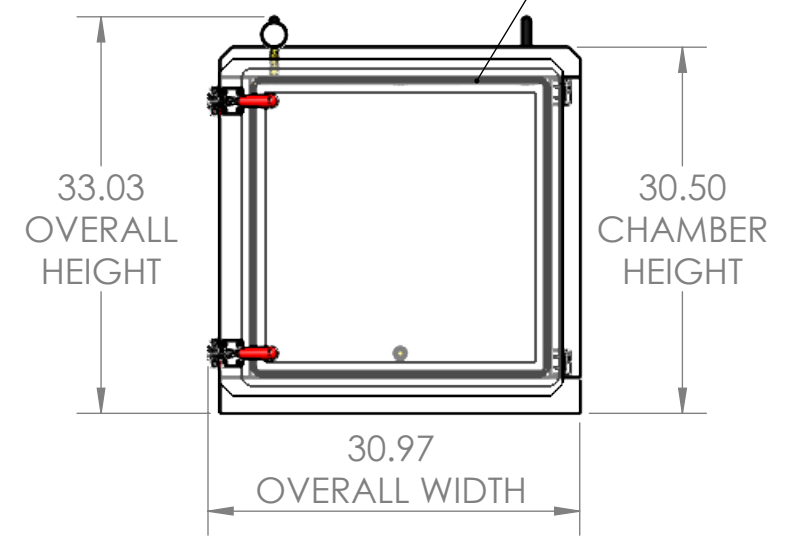
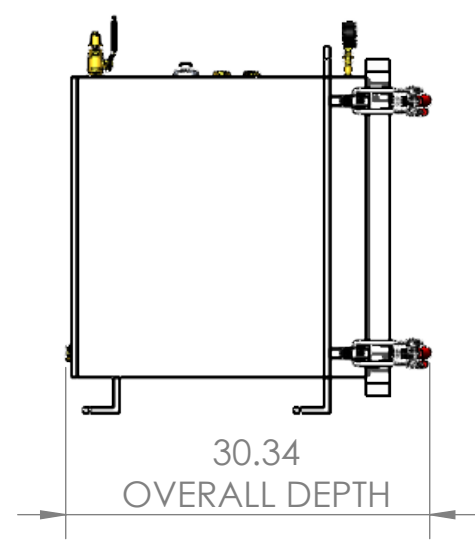
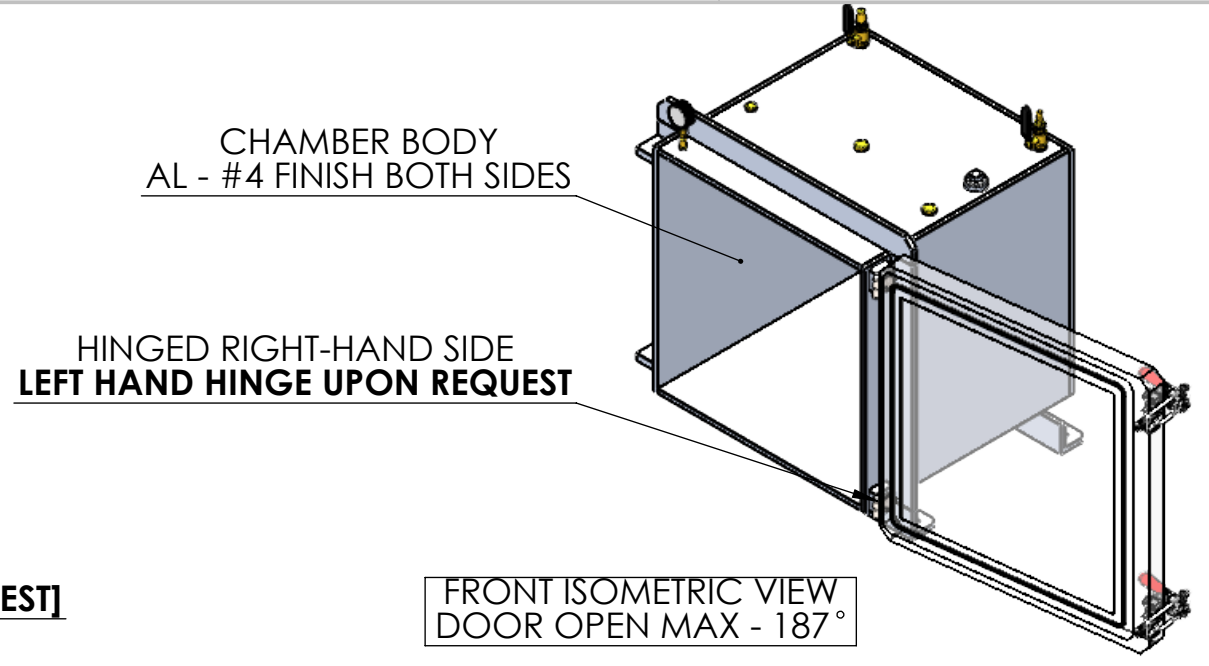
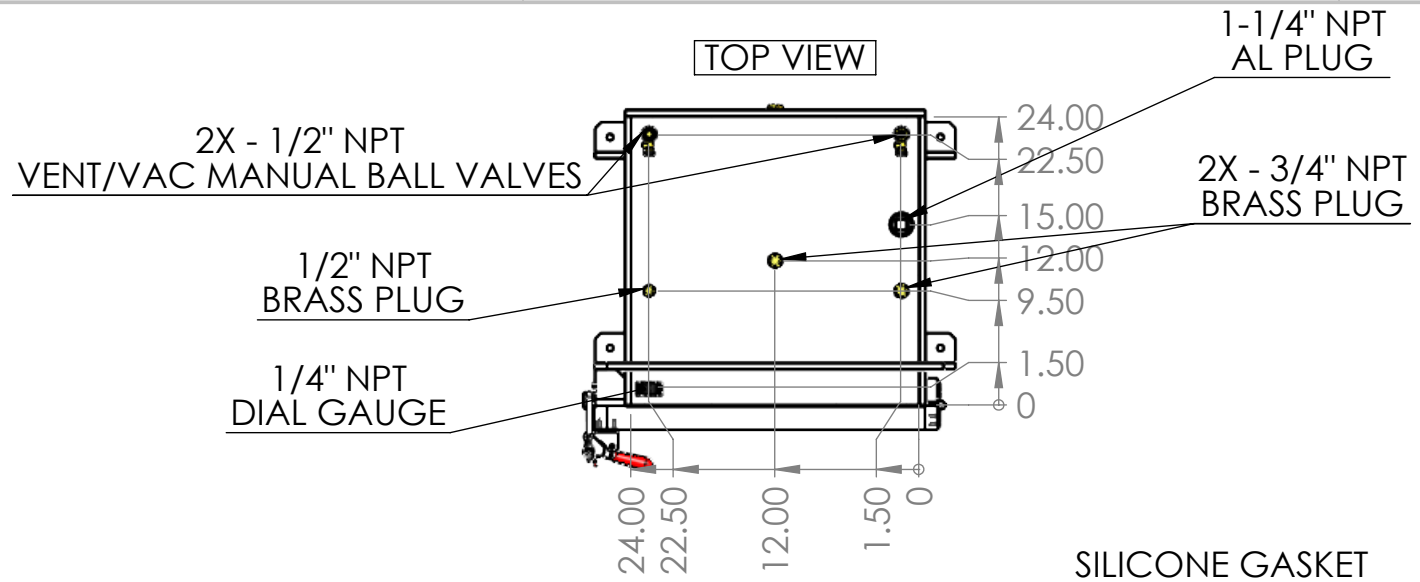


4

3

2

1



TOTAL MASS OF ASSEMBLY: 250 LBS

ALL FITTING LOCATIONS ARE DIMENSIONED FROM THE INTERNAL WORKING VOLUME

STANDARD CHAMBER TESTING:
LEAK RATE TO BE <math>< 2.00E-8</math> TORR-LITER/SECOND
OTHER TESTING CAN BE PERFORMED UPON REQUEST

REMOVE ALL SHARP EDGES AND DEBURR. NO DENTS OR SCRATCHES ARE ACCEPTED.

PROPRIETARY AND CONFIDENTIAL

THE INFORMATION CONTAINED IN THIS DRAWING IS THE SOLE PROPERTY OF ABBESS INSTRUMENTS & SYSTEMS INC. ANY REPRODUCTION IN PART OR AS A WHOLE WITHOUT THE WRITTEN PERMISSION OF ABBESS INSTRUMENTS & SYSTEMS INC. IS PROHIBITED.

UNLESS OTHERWISE SPECIFIED:

DIMENSIONS ARE IN INCHES
TOLERANCES:
FRACTIONAL $\pm 1/16"$
ANGULAR: MACH $\pm 0.01^\circ$
BEND $\pm 2^\circ$
TWO PLACE DECIMAL ± 0.06
THREE PLACE DECIMAL ± 0.005
DO NOT SCALE DRAWING

MATERIAL CHAMBER: AL 6061-T6 DOOR: ACRYLIC		Abbess Instruments & Systems	
FINISH		TITLE: 24" AL CHAMBER	
DRAWN: ABC 02.27.2025		PRODUCT OVERVIEW TITLE OF SHEET	
ENG APPR: MJR 02.28.2025		SIZE: B	DWG. NO.: 8131-00
MFG APPR.		REV: 1	
EXEC APPR.		SHEET 1 OF 1	
SERIAL NUMBER: SVCAL24		P.O.:	

4

3

2

1

B

B

A

A