

4

3

2

1

TOP VIEW

2X - 1/2" NPT VENT/VAC MANUAL BALL VALVES

2X - 3/4" NPT BRASS PLUG

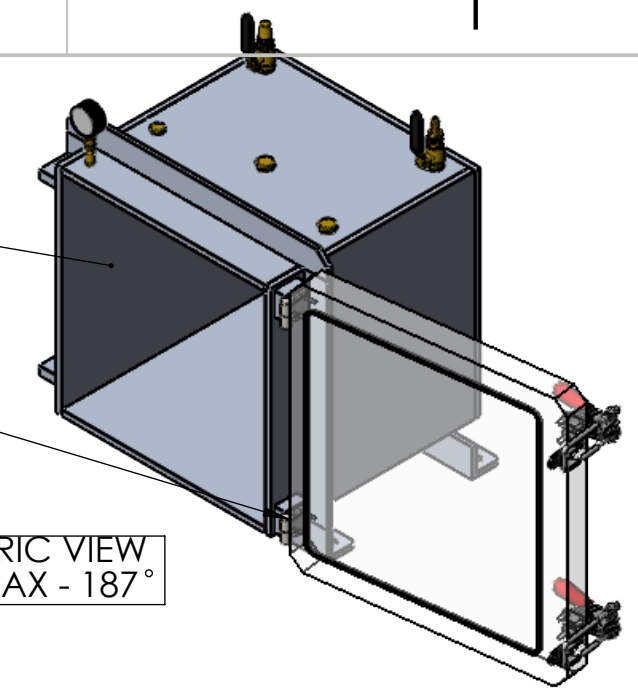
1/2" NPT BRASS PLUG

1/4" NPT DIAL GAUGE

CHAMBER BODY AL - #4 FINISH BOTH SIDES

HINGED RIGHT-HAND SIDE LEFT HAND HINGE UPON REQUEST

FRONT ISOMETRIC VIEW DOOR OPEN MAX - 187°



SILICONE GASKET [BUNA OR VITON UPON REQUEST]

24.39 OVERALL DEPTH

26.53 OVERALL HEIGHT

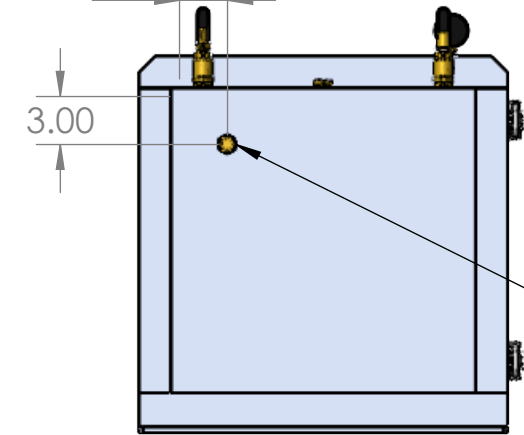
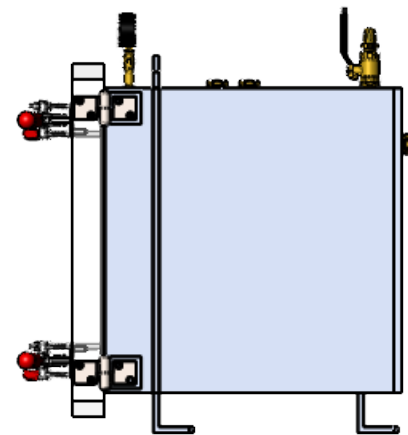
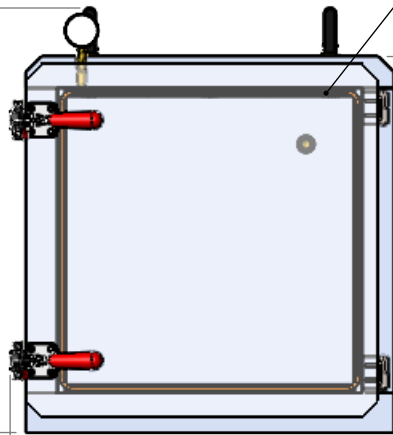
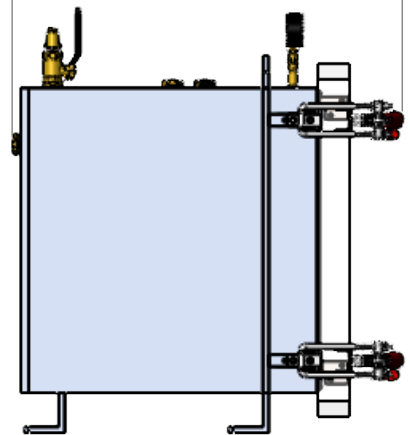
23.50 CHAMBER HEIGHT

23.97 OVERALL WIDTH

3.00

3.00

3/4" NPT BRASS PLUG



LEFT SIDE VIEW

FRONT VIEW

RIGHT SIDE VIEW

REAR VIEW

TOTAL MASS OF ASSEMBLY: 145 LBS

ALL FITTING LOCATIONS ARE DIMENSIONED FROM THE INTERNAL WORKING VOLUME

STANDARD CHAMBER TESTING: LEAK RATE TO BE < 2.00E-8 TORR-LITER/SECOND OTHER TESTING CAN BE PERFORMED UPON REQUEST

2X Ø .53 THRU CLEARANCE FOR 1/2" BOLT

12.75

21.00

BOTTOM VIEW

REMOVE ALL SHARP EDGES AND DEBURR. NO DENTS OR SCRATCHES ARE ACCEPTED.

UNLESS OTHERWISE SPECIFIED:

PROPRIETARY AND CONFIDENTIAL THE INFORMATION CONTAINED IN THIS DRAWING IS THE SOLE PROPERTY OF ABBESS INSTRUMENTS & SYSTEMS INC. ANY REPRODUCTION IN PART OR AS A WHOLE WITHOUT THE WRITTEN PERMISSION OF ABBESS INSTRUMENTS & SYSTEMS INC. IS PROHIBITED.

DIMENSIONS ARE IN INCHES TOLERANCES: FRACTIONAL ± 1/16" ANGULAR: MACH ± 0.01° BEND ± 2° TWO PLACE DECIMAL ± 0.06 THREE PLACE DECIMAL ± 0.005 DO NOT SCALE DRAWING

MATERIAL CHAMBER: AL6061-T6 DOOR: ACRYLIC		Abbess Instruments & Systems	
FINISH		TITLE: 18" AL CHAMBER	
DRAWN: ABC 02.27.2025		PRODUCT OVERVIEW	
ENG APPR: MJR 02.28.2025		TITLE OF SHEET	
MFG APPR:		SIZE: B	DWG. NO.: 8128-00
EXEC APPR:		REV: 1	
SERIAL NUMBER: SVCAL18		SHEET 1 OF 1	

4

3

2

1

B

B

A

A