

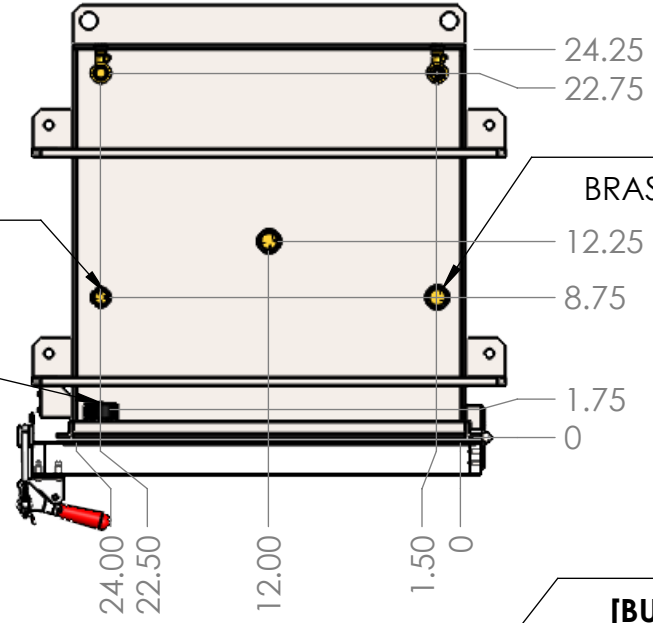
4

3

2

1

TOP VIEW



3X - 1/2" NPT
1X - BRASS HOLLOW PLUG
2X - VENT/VAC BALL VALVES

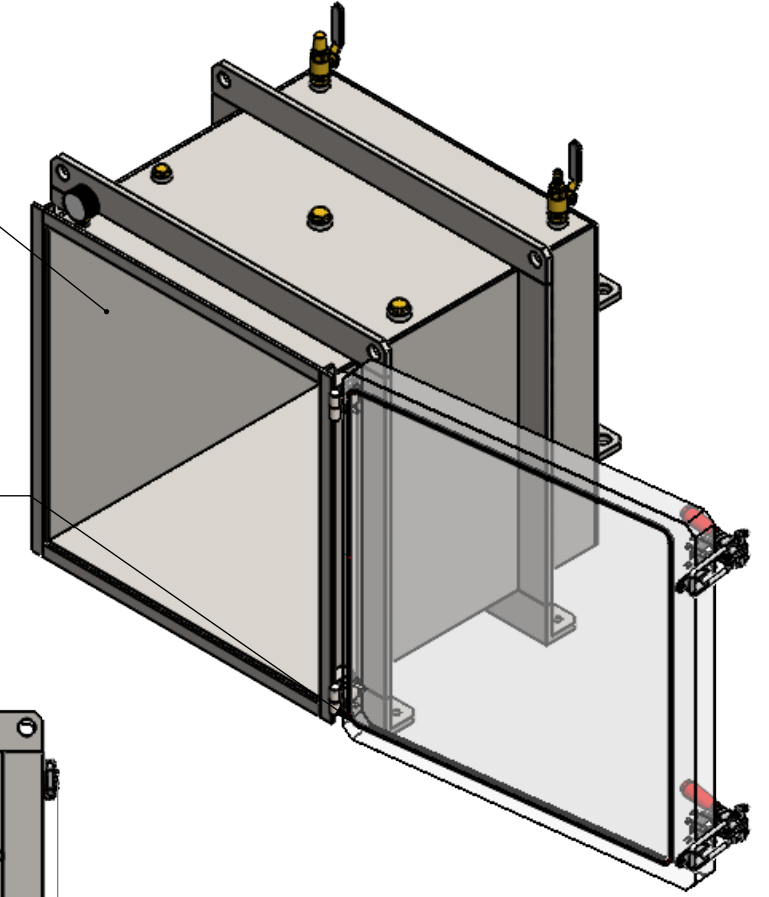
1X - 1/4" NPT
[DIAL GAUGE]

2X - 3/4" NPT
BRASS HOLLOW PLUGS

CHAMBER BODY
SS - #4 FINISH BOTH SIDES

HINGED RIGHT-HAND SIDE
[LEFT HAND HINGE UPON REQUEST]

SILICONE GASKET
[BUNA OR VITON UPON REQUEST]



FRONT ISOMETRIC VIEW
[DOOR OPEN MAX 187°]

TOTAL MASS OF ASSEMBLY:
440 LBS

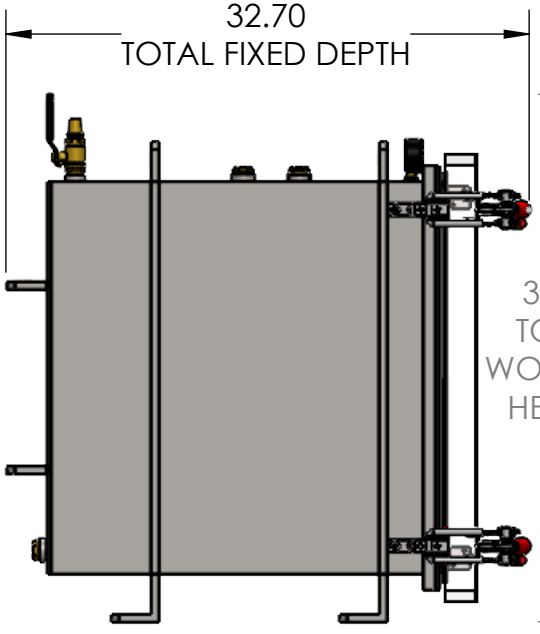
ALL FITTING LOCATIONS ARE DIMENSIONED
FROM THE INTERNAL WORKING VOLUME

STANDARD CHAMBER TESTING:
LEAK RATE TO BE $\leq 2.00E-8$ TORR-LITER/SECOND

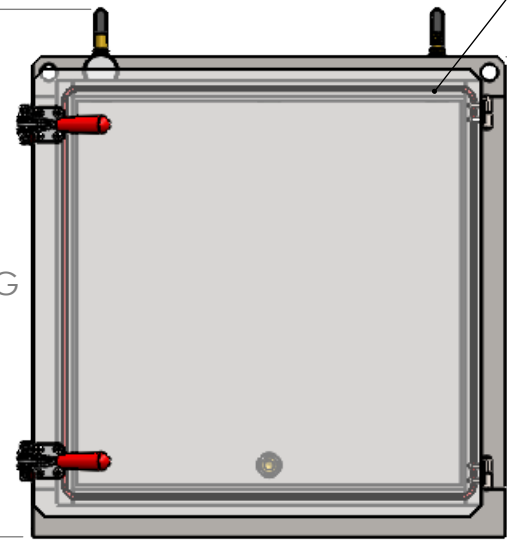
OTHER TESTING CAN BE
PERFORMED UPON REQUEST

B

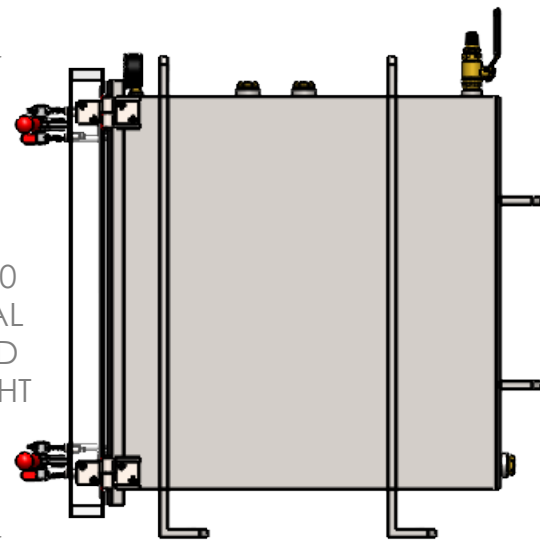
B



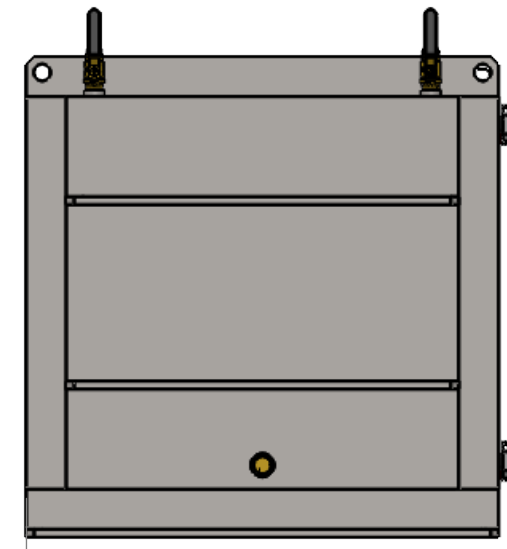
LEFT SIDE VIEW



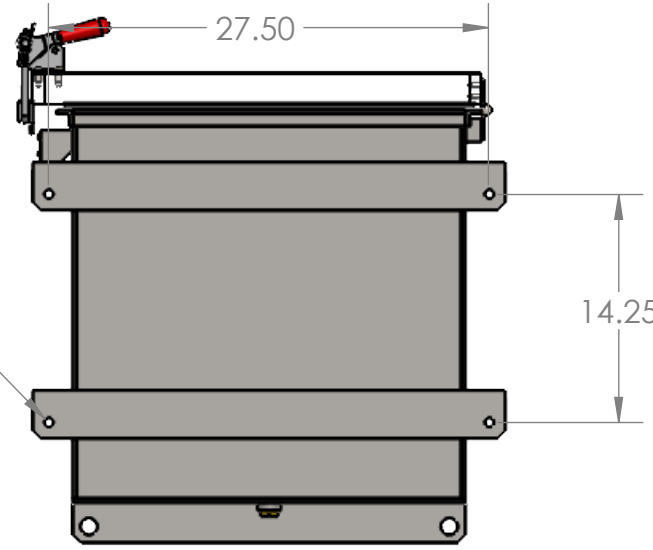
FRONT VIEW



RIGHT SIDE VIEW



REAR VIEW



BOTTOM VIEW

4X ϕ .53 THRU ALL
CLEARANCE FOR 1/2" BOLTS

REMOVE ALL SHARP EDGES AND DEBURR.
NO DENTS OR SCRATCHES ARE ACCEPTED.

PROPRIETARY AND CONFIDENTIAL
THE INFORMATION CONTAINED IN THIS
DRAWING IS THE SOLE PROPERTY OF
ABBESS INSTRUMENTS & SYSTEMS INC. ANY
REPRODUCTION IN PART OR AS A WHOLE
WITHOUT THE WRITTEN PERMISSION OF
ABBESS INSTRUMENTS & SYSTEMS INC. IS
PROHIBITED.

UNLESS OTHERWISE SPECIFIED:

DIMENSIONS ARE IN INCHES
TOLERANCES:
FRACTIONAL $\pm 1/16"$
ANGULAR: MACH $\pm 0.01^\circ$
BEND $\pm 2^\circ$
TWO PLACE DECIMAL ± 0.06
THREE PLACE DECIMAL ± 0.005
DO NOT SCALE DRAWING

MATERIAL	MULTIPLE	Abbess Instruments & Systems	
FINISH	MULTIPLE	TITLE: 24" SS CHAMBER	
		PRODUCT OVERVIEW SHEET 1	
DRAWN	MJR	DATE	02.26.2025
ENG APPR.	ABC	DATE	02.26.2025
MFG APPR.			
EXEC APPR.			
SERIAL NUMBER:		SIZE	DWG. NO.
		B	8132-00
		REV	1
		P.O.: SVCSS24	
		SHEET 1 OF 1	

4

3

2

1

A

A