

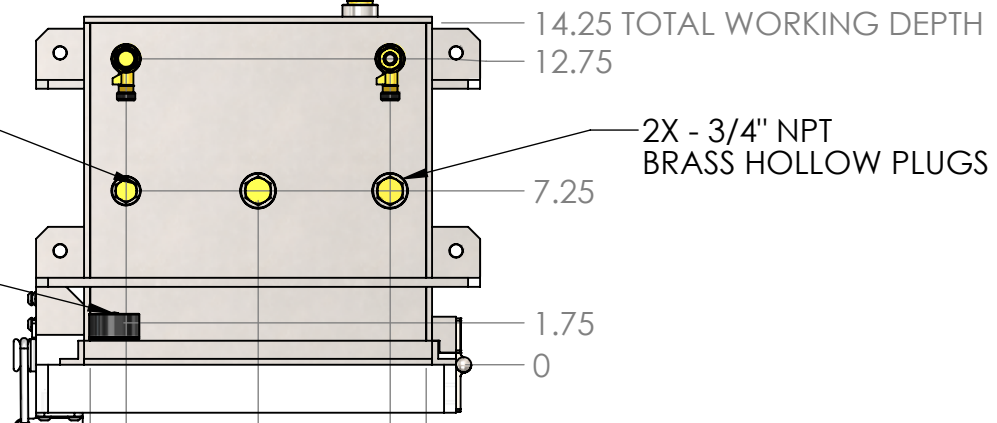
4

3

2

1

TOP VIEW

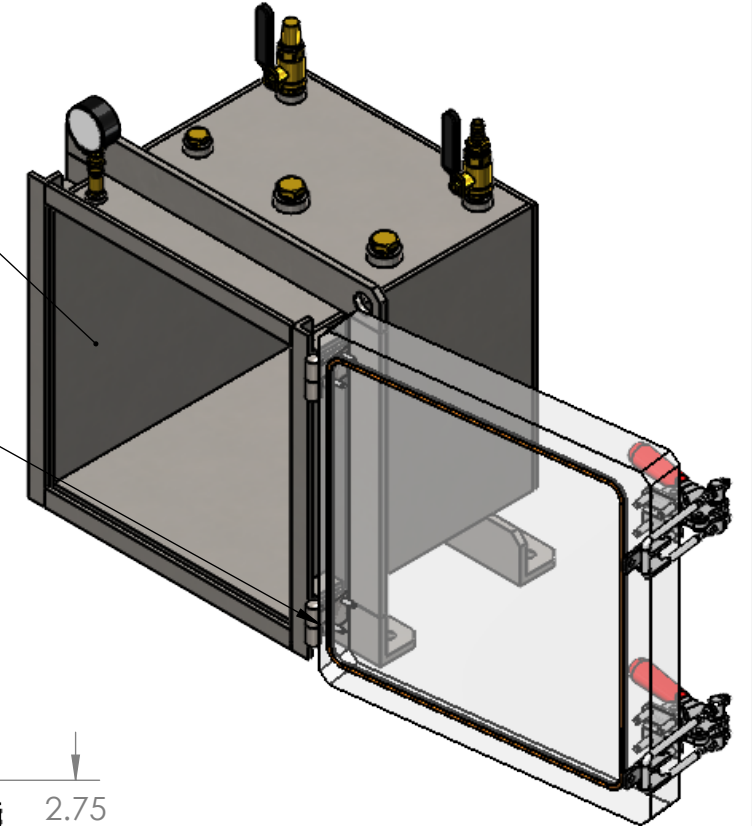


- 3X - 1/2" NPT
- 1X - BRASS HOLLOW PLUG
- 2X - VENT/VAC BALL VALVES

1X - 1/4" NPT [DIAL GAUGE]

CHAMBER BODY SS - #4 FINISH BOTH SIDES

HINGED RIGHT-HAND SIDE [LEFT HAND HINGE UPON REQUEST]



FRONT ISOMETRIC VIEW [DOOR OPEN MAX - 187°]
TOTAL MASS OF ASSEMBLY: 150 LBS

3/4" NPT BRASS HOLLOW PLUG

ALL FITTING LOCATIONS ARE DIMENSIONED FROM THE INTERNAL WORKING VOLUME

STANDARD CHAMBER TESTING: LEAK RATE TO BE $\leq 2.00E-8$ TORR-LITER/SECOND

OTHER TESTING CAN BE PERFORMED UPON REQUEST

MATERIAL	MULTIPLE	Abbess Instruments & Systems	
FINISH	MULTIPLE	TITLE: 14" SS CHAMBER	
		PRODUCT OVERVIEW	
		FULL ASSEMBLY	
DRAWN	MJR	02.26.2025	
ENG APPR.	ABC	02.26.2025	
MFG APPR.			
EXEC APPR.			
SERIAL NUMBER:		SIZE B	REV 1
		DWG. NO. 8130-00	
		P.O: SVCSS14	SHEET 1 OF 1

REMOVE ALL SHARP EDGES AND DEBURR. NO DENTS OR SCRATCHES ARE ACCEPTED.

PROPRIETARY AND CONFIDENTIAL

THE INFORMATION CONTAINED IN THIS DRAWING IS THE SOLE PROPERTY OF ABBESS INSTRUMENTS & SYSTEMS INC. ANY REPRODUCTION IN PART OR AS A WHOLE WITHOUT THE WRITTEN PERMISSION OF ABBESS INSTRUMENTS & SYSTEMS INC. IS PROHIBITED.

UNLESS OTHERWISE SPECIFIED:

DIMENSIONS ARE IN INCHES

TOLERANCES:

FRACTIONAL $\pm 1/16"$

ANGULAR: MACH $\pm 0.01^\circ$

BEND $\pm 2^\circ$

TWO PLACE DECIMAL ± 0.06

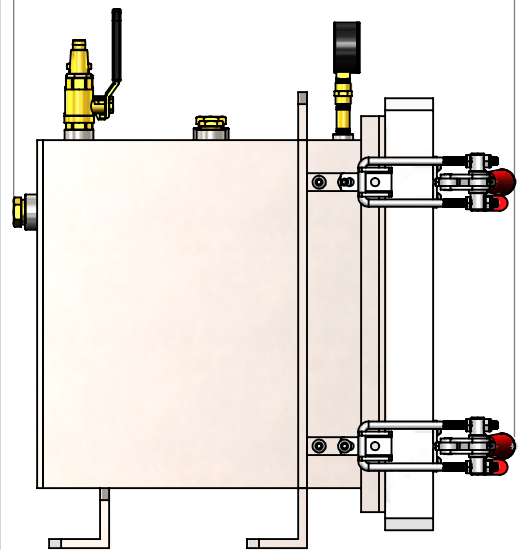
THREE PLACE DECIMAL ± 0.005

DO NOT SCALE DRAWING

B

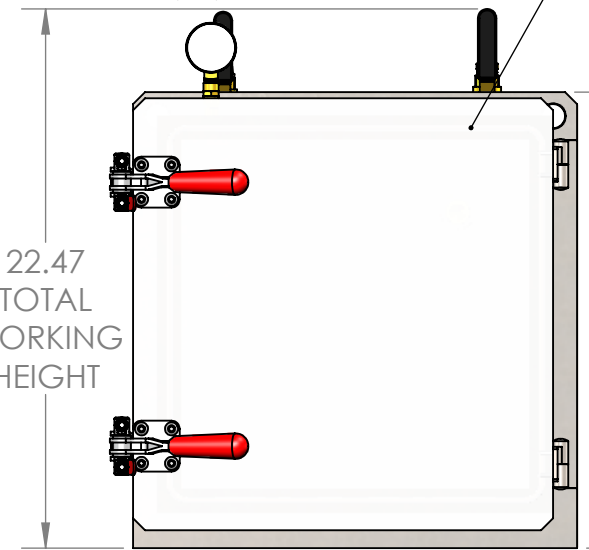
B

20.87 TOTAL FIXED DEPTH



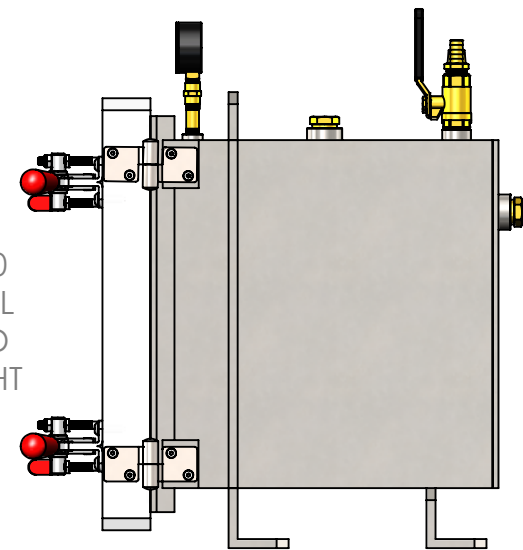
LEFT SIDE VIEW

22.47 TOTAL WORKING HEIGHT



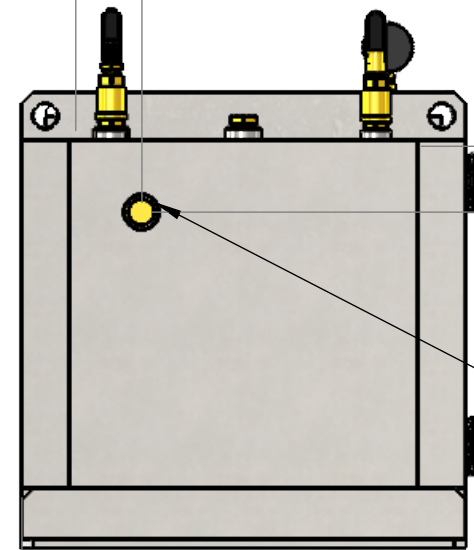
FRONT VIEW

19.00 TOTAL FIXED HEIGHT



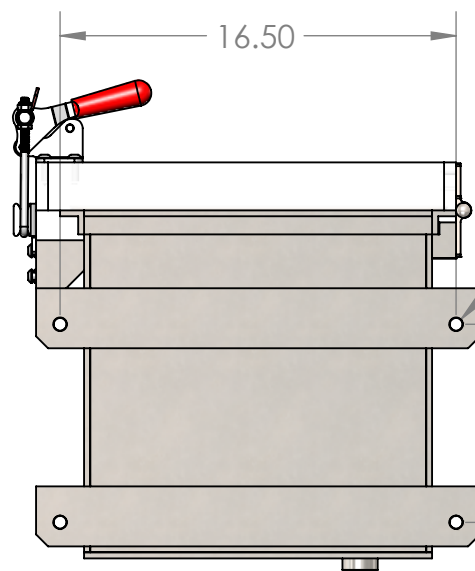
RIGHT SIDE VIEW

2.75



REAR VIEW

19.44 TOTAL WORKING WIDTH



BOTTOM VIEW

16.50

8.25

4X - ϕ .53 THRU ALL CLEARANCE FOR 1/2" BOLTS

4

3

2

1

A

A