

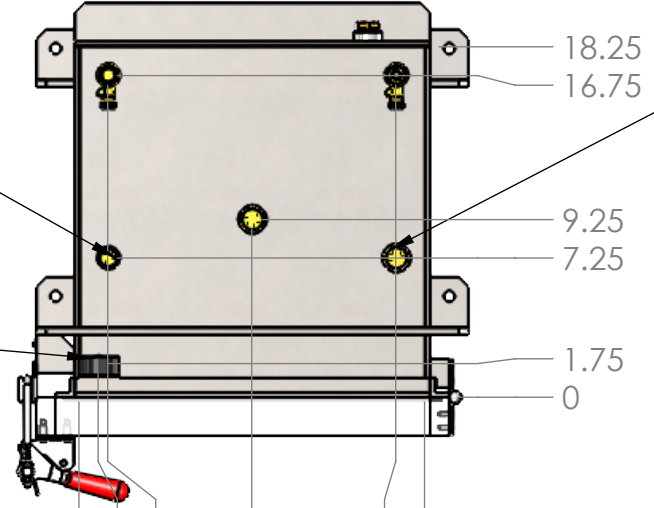
4

3

2

1

TOP VIEW

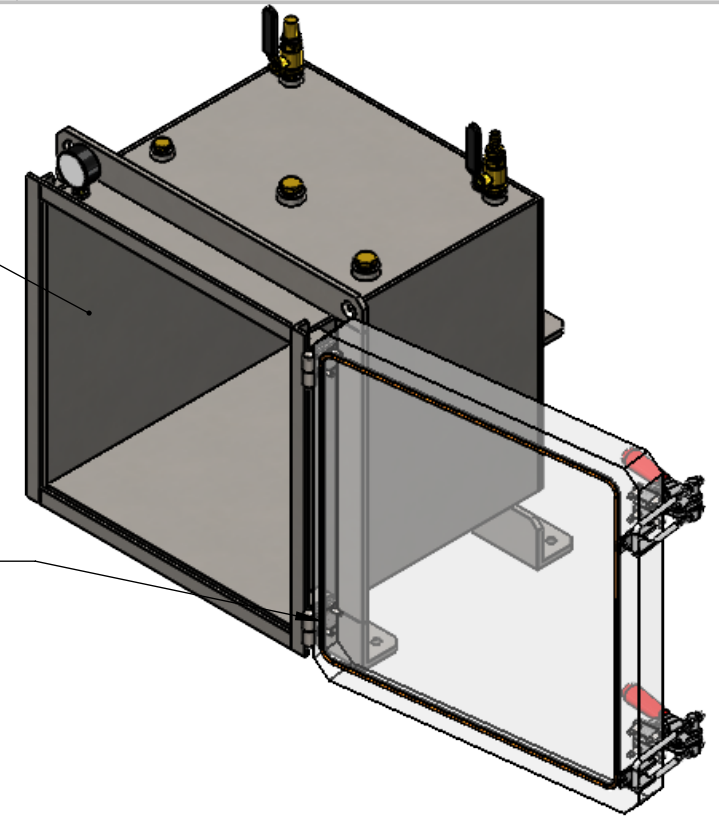


2X - 3/4" NPT BRASS HOLLOW PLUGS

3X - 1/2" NPT  
1X - BRASS HOLLOW PLUG  
2X - VENT/VAC BALL VALVES

1X - 1/4" NPT [DIAL GAUGE]

CHAMBER BODY  
SS - #4 FINISH BOTH SIDES

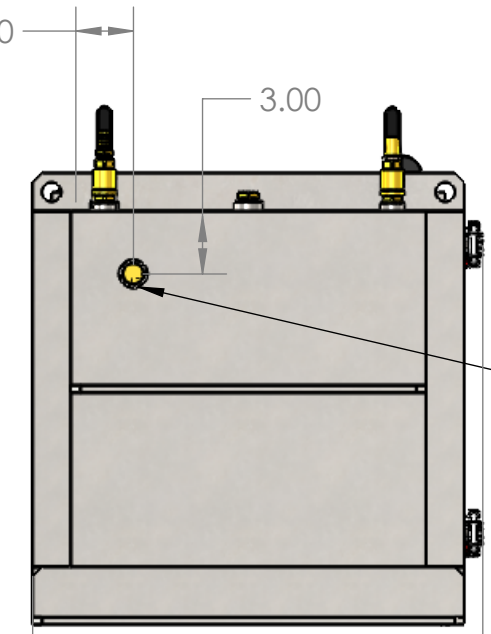


FRONT ISOMETRIC VIEW  
[DOOR OPEN MAX - 187°]

TOTAL MASS OF ASSEMBLY:  
223 LBS

1X - 3/4" NPT BRASS HOLLOW PLUG

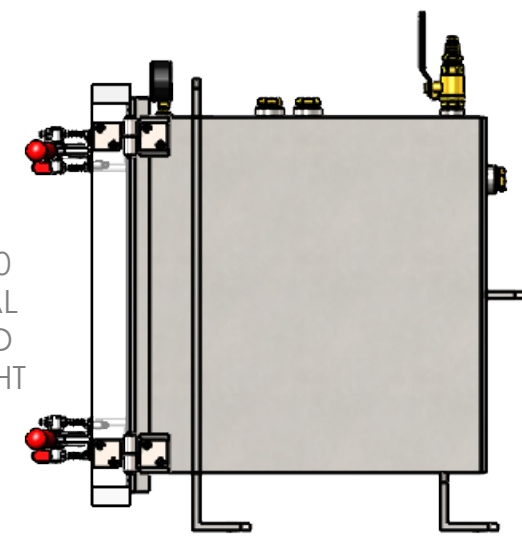
HINGED RIGHT-HAND SIDE  
[LEFT HAND HINGE UPON REQUEST]



REAR VIEW

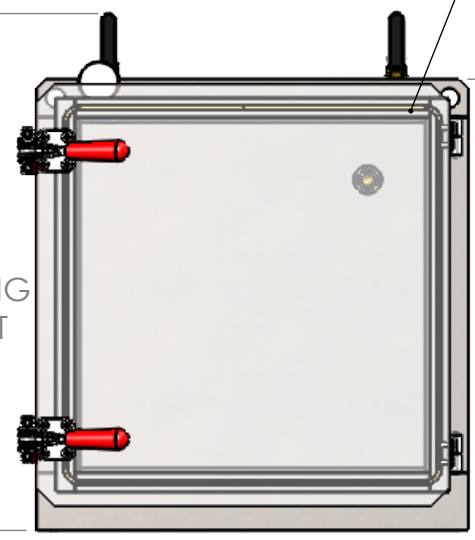
23.44  
TOTAL FIXED WIDTH

SILICONE GASKET  
[BUNA OR VITON UPON REQUEST]



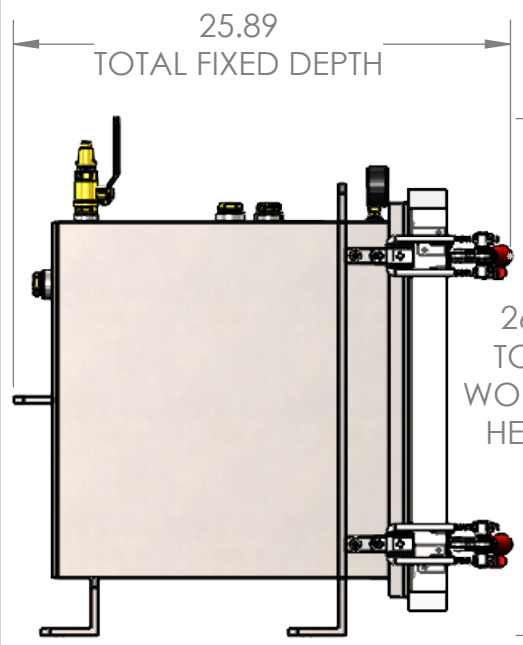
RIGHT SIDE VIEW

23.50  
TOTAL FIXED HEIGHT



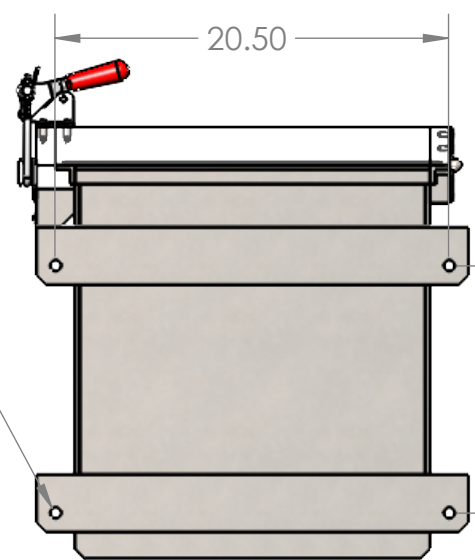
FRONT VIEW

26.92  
TOTAL WORKING HEIGHT



LEFT SIDE VIEW

25.89  
TOTAL FIXED DEPTH



BOTTOM VIEW

4X Ø .53 THRU ALL  
CLEARANCE FOR 1/2" BOLTS

ALL FITTING LOCATIONS ARE DIMENSIONED FROM THE INTERNAL WORKING VOLUME

STANDARD CHAMBER TESTING:  
LEAK RATE TO BE ≤ 2.00E-8 TORR-LITER/SECOND

OTHER TESTING CAN BE PERFORMED UPON REQUEST

REMOVE ALL SHARP EDGES AND DEBURR. NO DENTS OR SCRATCHES ARE ACCEPTED.

PROPRIETARY AND CONFIDENTIAL  
THE INFORMATION CONTAINED IN THIS DRAWING IS THE SOLE PROPERTY OF ABBESS INSTRUMENTS & SYSTEMS INC. ANY REPRODUCTION IN PART OR AS A WHOLE WITHOUT THE WRITTEN PERMISSION OF ABBESS INSTRUMENTS & SYSTEMS INC. IS PROHIBITED.

UNLESS OTHERWISE SPECIFIED:

DIMENSIONS ARE IN INCHES  
TOLERANCES:  
FRACTIONAL ± 1/16"  
ANGULAR: MACH ± 0.01°  
BEND ± 2°  
TWO PLACE DECIMAL ± 0.06  
THREE PLACE DECIMAL ± 0.005  
DO NOT SCALE DRAWING

MATERIAL	MULTIPLE	Abbess Instruments & Systems	
FINISH	MULTIPLE	TITLE: 18" SS CHAMBER	
		PRODUCT OVERVIEW	
		FULL ASSEMBLY	
DRAWN	MJR	02.26.2025	SIZE <b>B</b> DWG. NO. 8129-00 REV <b>1</b>
ENG APPR.	ABC	02.26.2025	
MFG APPR.			
EXEC APPR.			
SERIAL NUMBER:		P.O.: SVCSS18 SHEET 1 OF 1	

4

3

2

1